

# M-Series



## KEY ADVANTAGES

- Ultra-light and Cost-effective DOB High Bay
- The classic appearance design caters to the pursuit of aesthetics
- High energy savings compared to systems with traditional discharge lamps
- Robust design
- High visual comfort
- No hazardous materials
- Fast ROI thanks to long life span and reduced maintenance
- Compact housing optimised for heat dissipation and reduced dust accumulation
- Dedicated range of mounting accessories

## TYPES OF APPLICATION

- CAR PARKS
- LARGE AREAS
- INDUSTRIAL HALLS & WAREHOUSES
- SPORT FACILITIES



CAR PARKS



LARGE AREAS



INDUSTRIAL  
HALLS &  
WAREHOUSES



SPORT  
FACILITIES

# M-SERIES | CHARACTERISTICS

## GENERAL INFORMATION

Driver included	Yes
CE mark	Yes
RoHS compliant	Yes
Safety features	Open circuit protection Short circuit protection Overvoltage protection
Testing standard	LM-79-19 (all measurements in ISO17025 accredited laboratory)

## HOUSING AND FINISH

Housing	Aluminium
Optic	Polycarbonate
Protector	Polycarbonate (with integrated lenses)
Housing finish	Electrostatic polyester powder coating
Standard colour(s)	RAL 9017 black
Tightness level	IP 65
Impact resistance	IK 09

## OPERATING CONDITIONS

Operating temperature range (Ta)	-30°C to + 45°C
Operating Humidity	10-90%RH
Mounting Option	Loop Hanging Bracket Mounting
Warranty	2 years

## PERFORMANCE

Power	100W/150W/200W
Efficacy	100lm/W
Start Time	≤0.2S

## ELECTRICAL INFORMATION

Electrical class	Class I EU
Nominal voltage	230V   50/60Hz
Power factor (at full load)	0.9
Surge protection options (kV)	2KV-Line-Line 2KV-Line-Earth
Electromagnetic compatibility (EMC)	EN 55015:2019/A11:2020, EN 61000 3-2:2019, EN 61000-3-3:2013, EN 61547:2009, EN 62493:2015
Total Harmonic Distortion(THD)	IEC 61000-3-2 Class C <20%
For fixed Class 1 luminaires, overvoltage protective devices which comply with IEC 61643-11 shall be disconnected from the circuit.	
withstand voltage	1.5KV 60S 10mA

## OPTICAL INFORMATION

LED Type	SMD2835
Beam Angle	90°
Recommended installation height	4m to 10m
Color Tolerance	Ra70 ≤5
LED colour temperature	5000K (Other color temperatures required MOQ: 500PCS)
Colour rendering index (CRI)	CRI>70
Upward Light Output Ratio (ULOR)	0%
※Ra measurement tolerance is ±2.	

## LIFETIME OF THE LEDS @ TA 25°C

All configurations	
L70B50	>20,000h
Switching Cycles	>100,000 times

# M-SERIES | PERFORMANCE

## ECO VERSION

POWER	100W	LUMENS	10,000LM	EFFICACY	100LM/W
	150W		15,000LM		100LM/W
	200W		20,000LM		100LM/W

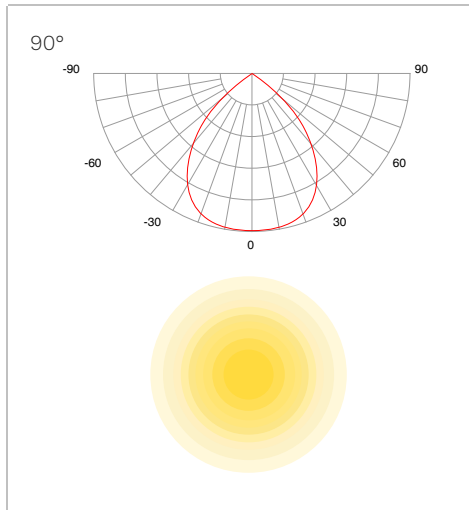
※Power Consumption Tolerance  $\pm 5\%$  (Apply to all versions)  
※Lumen Efficiency Tolerance  $\pm 5\%$  (Apply to all versions)

## PACKAGING


POWER	PACKAGE SIZE	QTY/CTN	NET WEIGHT	GROSS WEIGHT	20GP	40HQ
100W	L300*W300*H128mm	1PCS/CTN	1.1kg	1.5kg	1600pcs	4700pcs
150W	L350*W350*H130mm	1PCS/CTN	1.5kg	2.2kg	1200pcs	3500pcs
200W	L380*W380*H132mm	1PCS/CTN	2.1kg	2.7kg	1100pcs	2900pcs

# M-SERIES | OPTICS AND ACCESSORIES


## LIGHT DISTRIBUTIONS



## OPTIONAL



90° PC Lenses



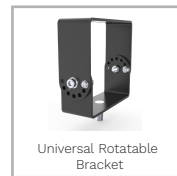

Alum Reflector (Standard)




Alum Reflector (Tall)



PC Reflector



Universal Rotatable Bracket



Safety Chain

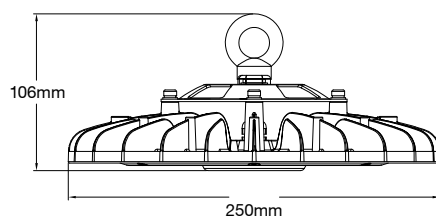


Safe Guard

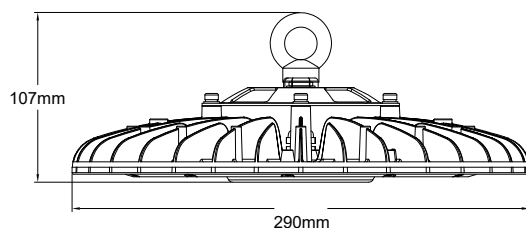
# M-SERIES | DRAWING

⚠ Connecting the cable requires an IP65 Tightness level

100W



150W



200W

